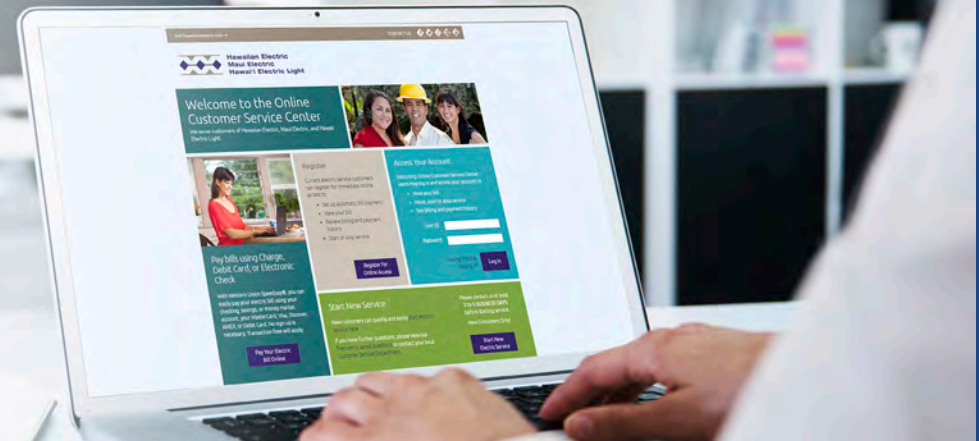


Getting Started Online

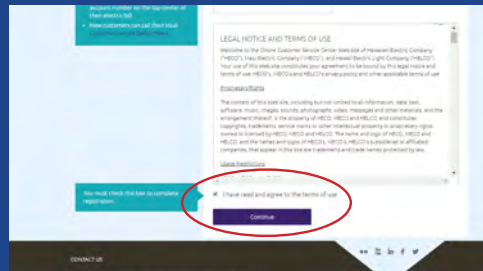
Convenient, Quick and Secure



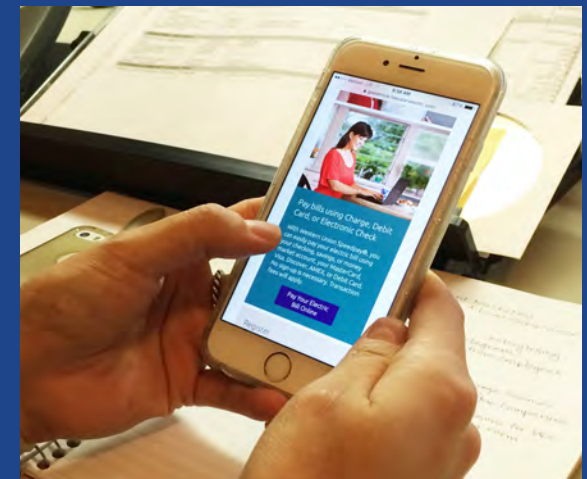
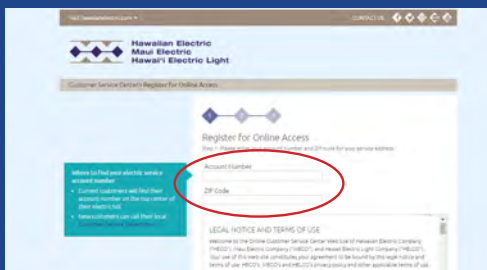
1. Contact our Customer Access Service Call Center to set up a PIN.
2. Go to hawaiianelectric.com and under Online Customer Service Center click on **Sign Up Today**.



4. Check the small box at the bottom of the page once you have read and are comfortable with the company's online Terms of Use. Then click **Continue**.



5. Enter your PIN.
6. Create your User ID and password and submit your request.
7. An acknowledgement screen will appear stating that your account has been successfully set up.



Access your bill online and on your mobile device anytime and anywhere!



For more information, visit www.hawaiianelectric.com



Save time with online services on hawaiianelectric.com

- View your bill online and on your mobile device
- Elect paperless billing
- Start, stop, or move electric service
- View current balance
- Email a customer service representative for assistance
- Enroll in Automatic Bill Payment service
- Pay your bill with a credit or debit card (*transaction fees apply*)

For questions, please contact
your Customer Service Call
Center:

Hawaiian Electric
(808) 548-7311

Maui Electric
(808) 871-9777

Maui Electric (Moloka'i & Lāna'i)
Toll-Free: (877) 871-8461

Hawai'i Electric Light
Hilo: (808) 969-6999
Kona: (808) 329-3584
Waimea: (808) 885-4605

Online Services

for Commercial Customers



Hawaiian Electric
Maui Electric
Hawai'i Electric Light

